

Peace of mind care

Air Pump	Input Power	AC220-240V/50&60Hz or AC100-120V/60Hz
	Power Consumption	12W (AC230V) or 10W (AC110V)
	Alternating Cycle time	15 minutes
	Air Flow Rate	Approx. 10LPM
	Appliance Category	Class II, Type B
	dustproof / Waterproof grade	IP21
	Dimensions	L26xW8xH13cm
	Weight	Approx. 1.5Kg
Certification	EN60601-1, EN60601-1-2, EN60601-1-11, CE	

6"+2" Mattress	Replacement System	TS-60A6 21 Air Cells
	Air Cells Material	100%TPU
	Base Material	Nylon/TPU
	Coverlet Material	PU/Poly
	Load weight	30-180Kg
	Foam	H5cm /PU / flam retardant BS 5852
	Dimensions	L200xW85xH20.5cm
	Weight	Approx. 9.5kg (include foam)

8" Mattress Option TS-60A8 22 Air Cells

8"+2" Mattress	Replacement System	
	Air Cells Material	Nylon/TPU
	Base Material	Nylon/TPU
	Coverlet Material	PU/Poly
	Load weight	30-200Kg
	Foam	H5cm /PU / flam retardant BS 5852
	Dimensions	L200xW90xH25cm
	Weight	Approx. 14kg (include foam)



Smart AUTO



Anti-Decubitus Alternating Pressure Mattress

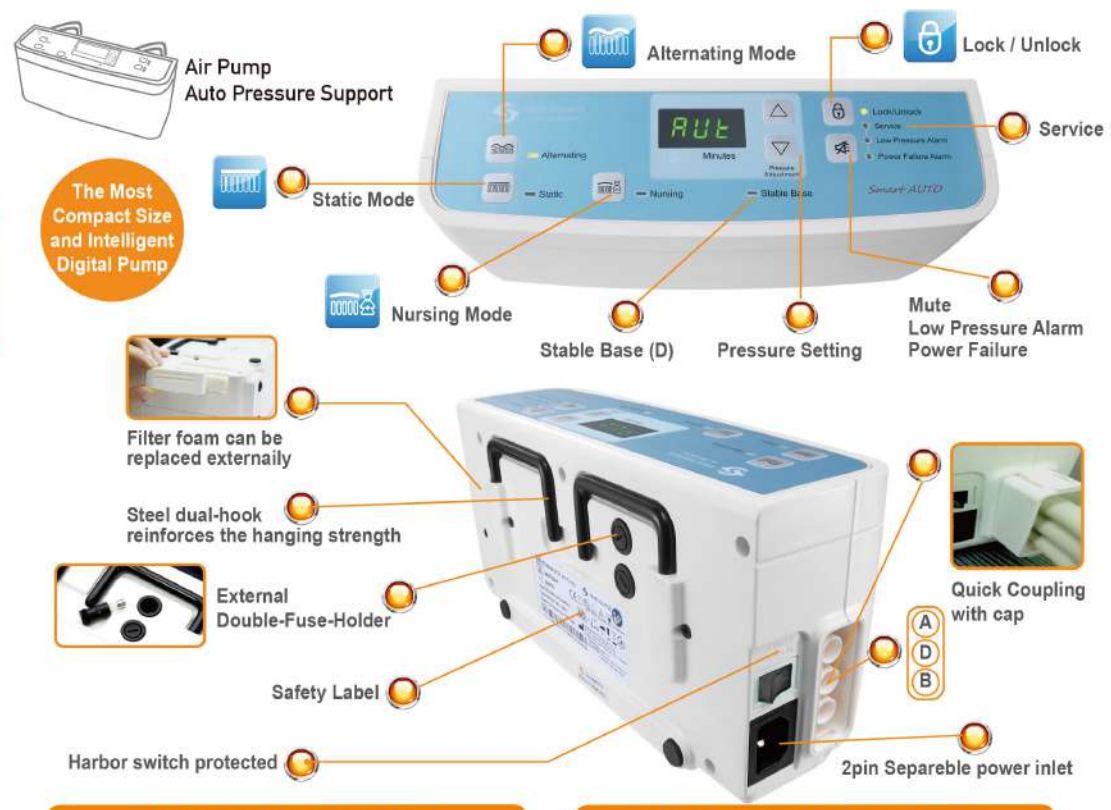
TS-60A6 6" 21 Cells Replacement

- ♥ Smart Auto Control ~ No Setup Required
- ♥ Bottomed Out Management
- ♥ Service Fault Status Reminder
- ♥ Highest Risk Management

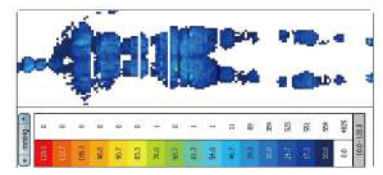
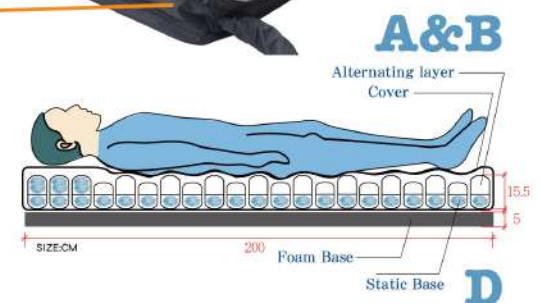
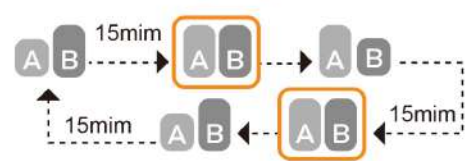


Peace of mind care TS-60A6

Smart AUTO Anti-Decubitus Alternating Pressure Mattress



Alternating Cycle Status



When A is transferred to B cells, let it have the same internal pressure to improve comfort.

- ⊙ The upper and lower of the air cells are independent.
- ⊙ The lower air cells (D) are controlled by pressure monitoring.
- ⊙ The first three air cells of the head is no alternating design.
- ⊙ 21pcs multi-cells design reduces air cell spacing for increased comfort.
- ⊙ The foam base layer is designed to protect the safety of the user when it bottom out.
- ⊙ The air cells are 100% TPU material, which is gentle and quiet when alternating.
- ⊙ Stable design in the air cells, low sound of airflow exchange.
- ⊙ High-grade PU elastic coverlet, waterproof, moisture-permeable, fungistatic, flame-retardant (BS 7175).
- ⊙ The coverlet complies with RoHS/ REACH verification and biocompatible (ISO 10993-5/10).

- Auto pressure support
- Warning function system
- Inner pressure monitoring system
- Photo sensor position technology
- Power saving
- EMC protection mechanism

- ⊙ The whole mattress is completely covered, and the zipper type is airtight, anti-fouling and anti-foreign body.
- ⊙ External connecting air tube with dust-proof sleeve.
- ⊙ Three-pipe quick connector is easy to install, Put the cap back on connector for transport function.
- ⊙ Intuitive operation interface for product control.
- ⊙ Smart Design CPR Quick Valve.
- ⊙ Separate power connector, double external fuse, the power switch is hidden and not accidentally touched.
- ⊙ The coverlet can be wiped and disinfected with 75% alcohol, high temperature 95°C water washing and disinfection.

